

# MYALLIANZ USER GUIDE

Steps to set up a MyAllianz account for Allianz A to Z Mobile App users

Allianz A to Z Mobile App 用户在 MyAllianz 注册新登录帐户的步骤



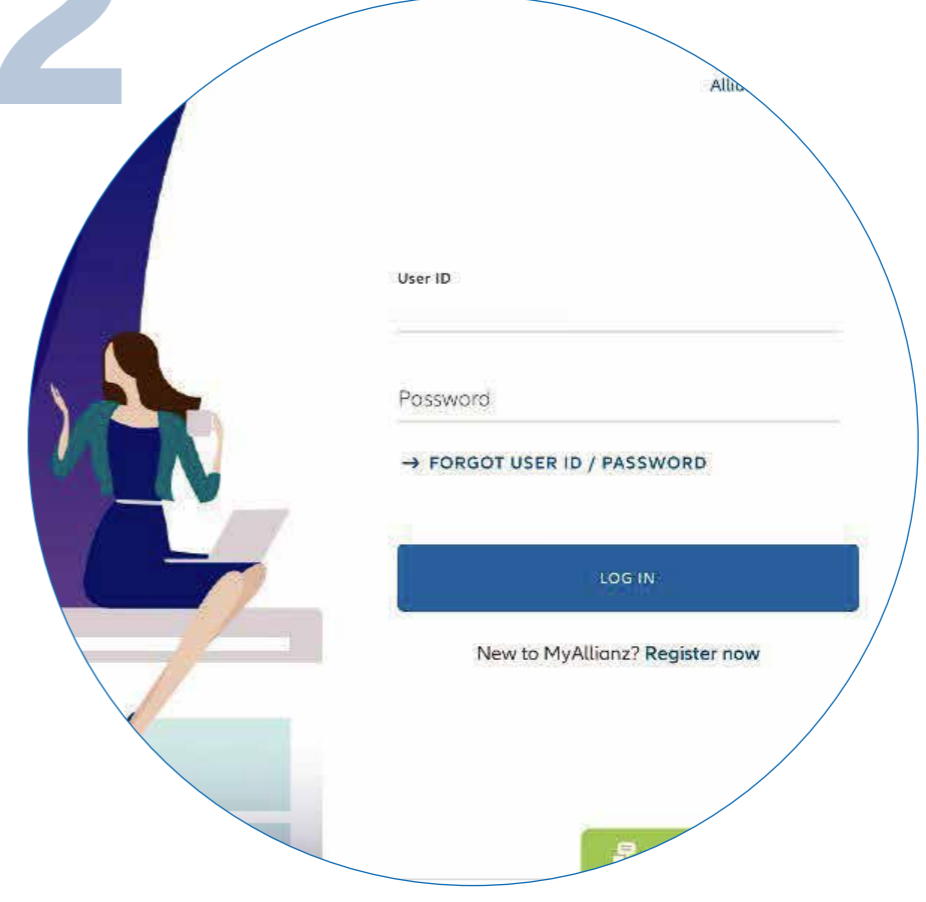
1



To access MyAllianz, visit [allianz.com.my/customer](http://allianz.com.my/customer) or select **"CUSTOMER PORTAL"** from the **"LOGIN OR SIGN UP"** drop down bar at the top right of the Allianz Malaysia corporate website menu bar.

请根据以下网址登录 MyAllianz [allianz.com.my/customer](http://allianz.com.my/customer) 或到 Allianz Malaysia 官方网站上, 打开右上方 **"LOGIN OR SIGN UP"** 的下拉目录并点选 **"CUSTOMER PORTAL"** 以进入我们的客户门户网站。

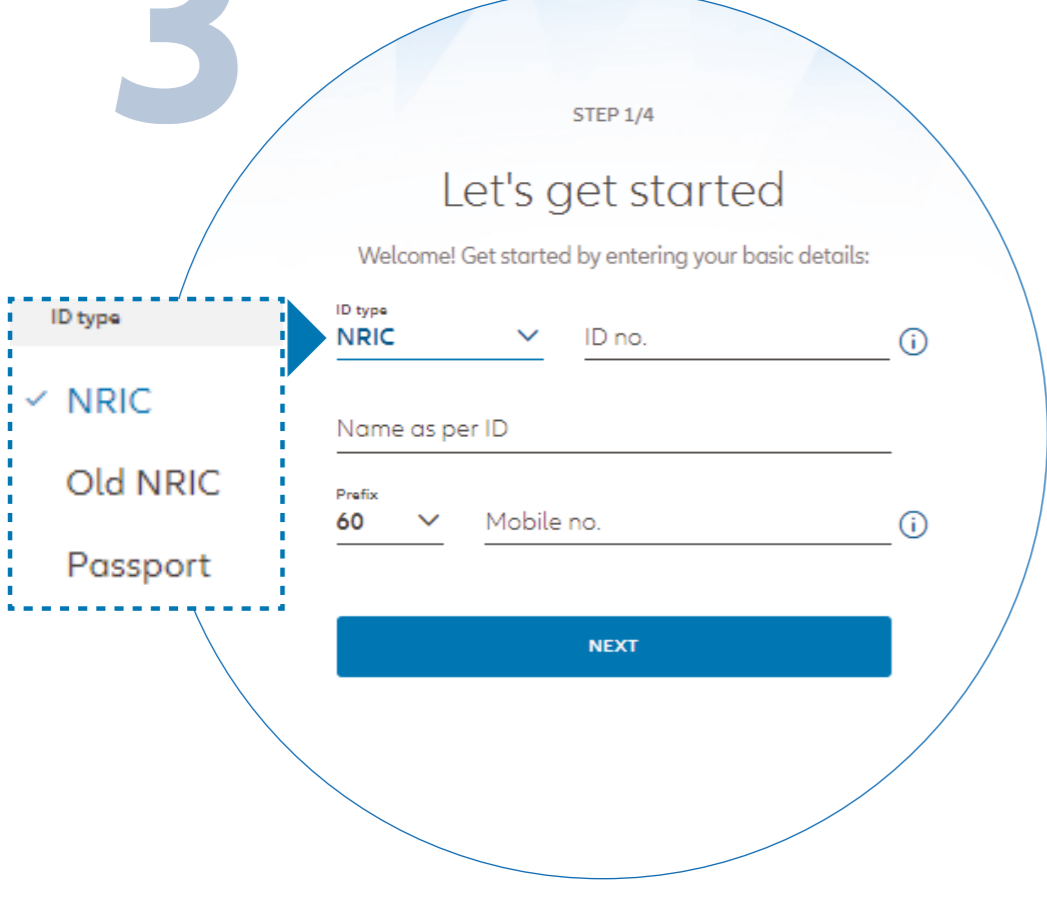
2



On the MyAllianz login page, enter your Allianz A to Z mobile app User ID and Password. Click **"LOG IN"** to proceed.

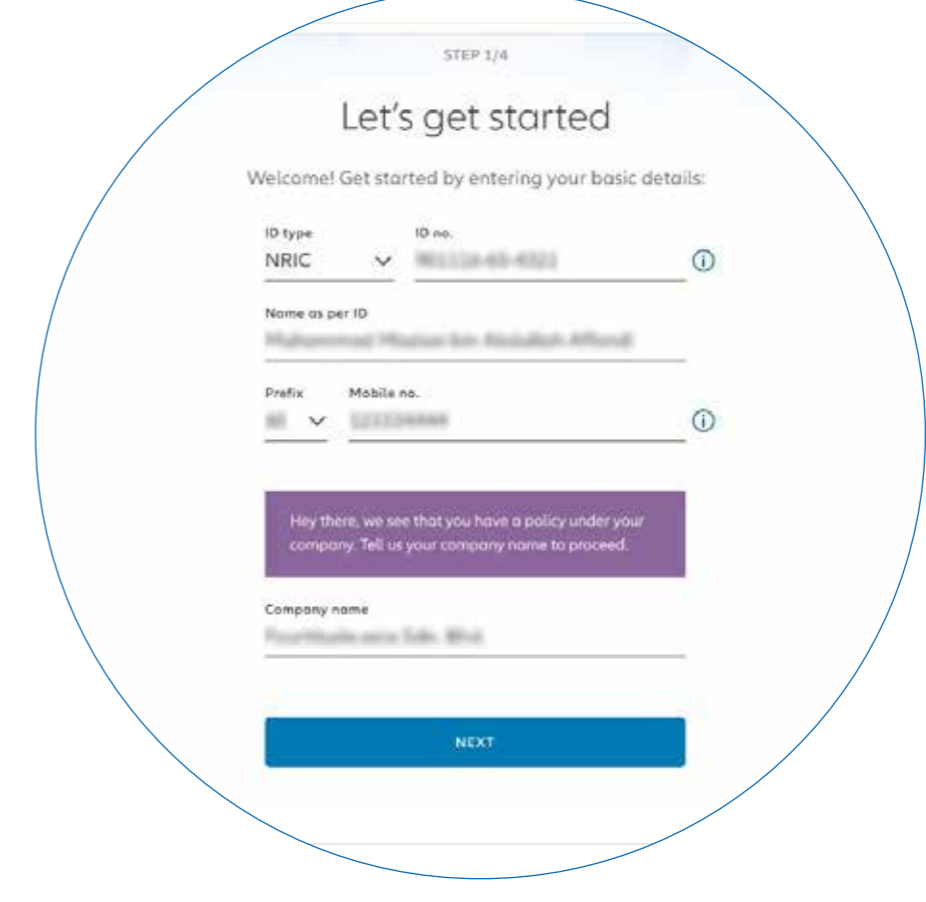
在 MyAllianz 登录页面, 请输入您的 Allianz A to Z mobile app 的用户名和密码。点击 **"LOG IN"** 以继续下一步。

3



Enter your Identification No. (new NRIC/Old IC/Passport), Full Name and Mobile No., then click **"NEXT"**.

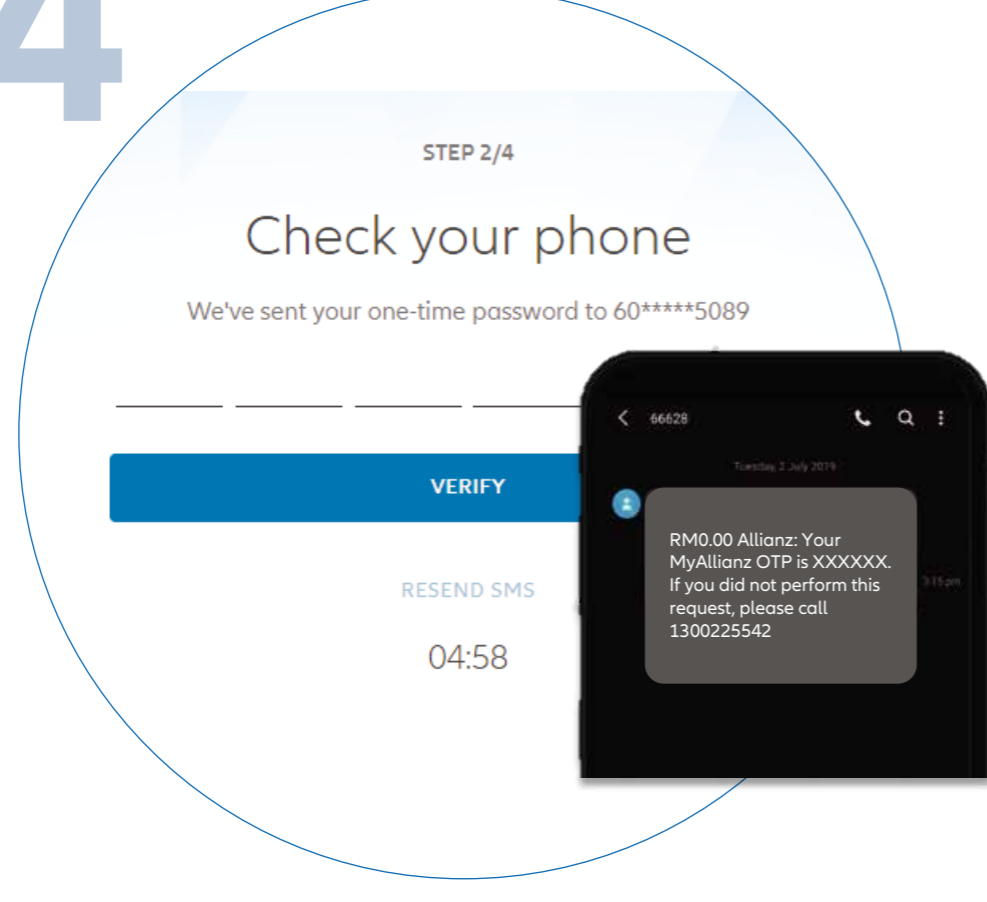
输入您的身份证号码(新或旧身份证号码/护照号码), 全名及手机号码, 然后点击 **"NEXT"**。



If you only have an Allianz Employee Benefit policy, you will be prompted to enter your employer's name in full e.g. xxx SDN BHD.

如果您只持有 Allianz 员工福利保险计划, 系统将提示您输入完整的雇主公司名称, 例如 xxx SDN BHD。

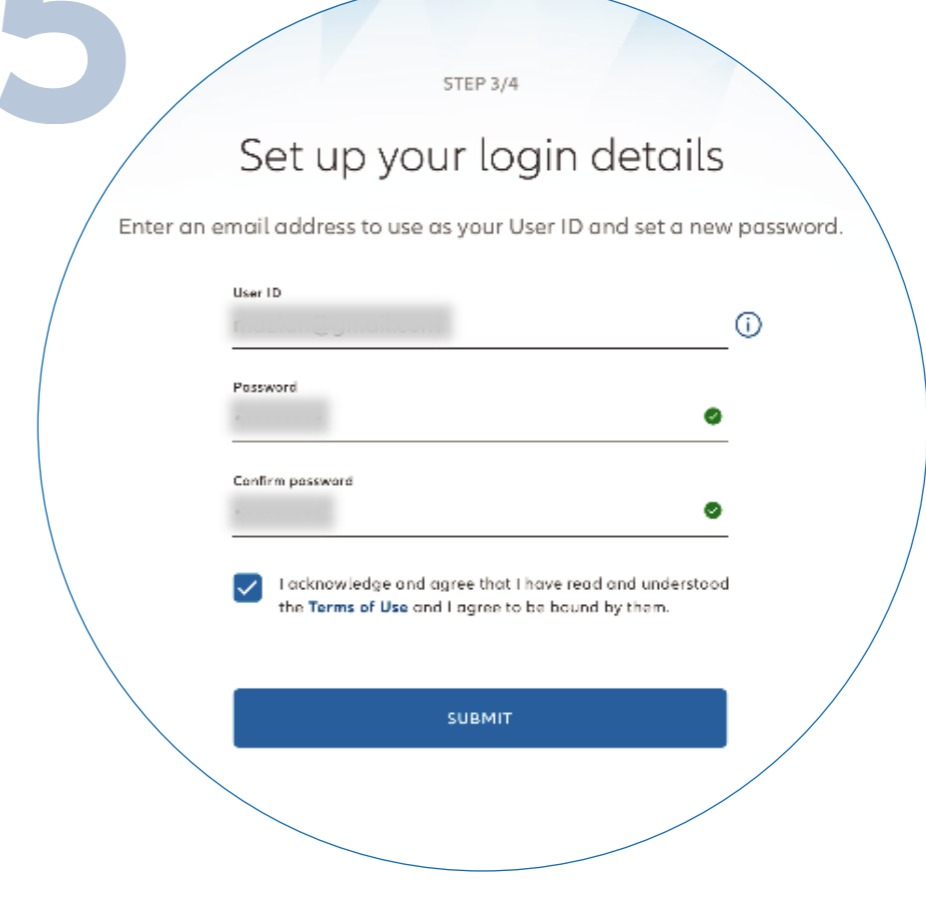
4



You will receive a temporary password via SMS. Click **"VERIFY"**. If you did not receive the SMS after 5 minutes, click **"RESEND SMS"**

接下来, 您将收到一封内附临时密码的短信。输入后点击 **"VERIFY"** 以登录页面。若您在5分钟之后仍未收到短信, 请点击 **"RESEND SMS"**。

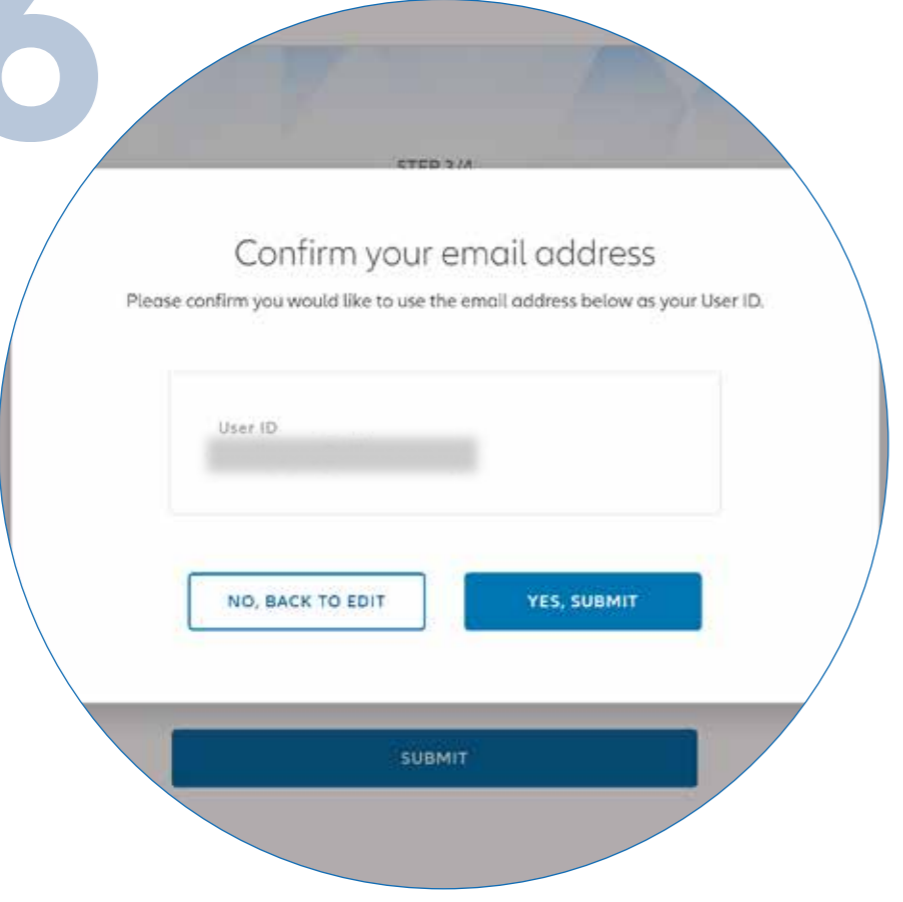
5



Set up your login details:  
1) Enter your email address that will be used as your User ID.  
2) Your password should contain a minimum of 8 characters with at least one uppercase letter, one lowercase letter, one numeric digit and one special character. Acknowledge the **"TERMS OF USE"** and click **"SUBMIT"**.

设置您的登录资料:  
1) 输入您的电子邮件地址以设为用户ID  
2) 密码应至少有8个字符, 包括至少一个大写字母、一个小写字母、一个数字和一个特殊符号。确认 **"TERMS OF USE"** 后点击 **"SUBMIT"**。

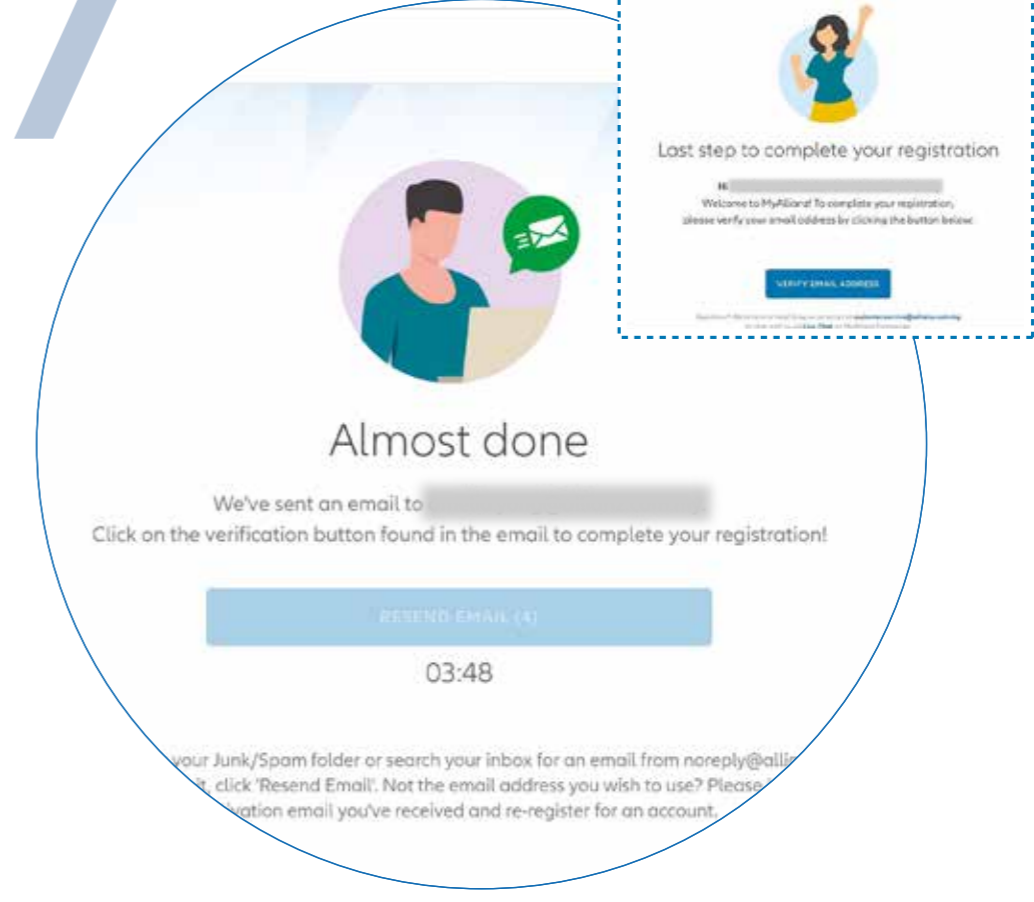
6



Confirm your email address and click **"YES, SUBMIT"**

请确认您的电邮地址, 然后点击 **"YES, SUBMIT"**。

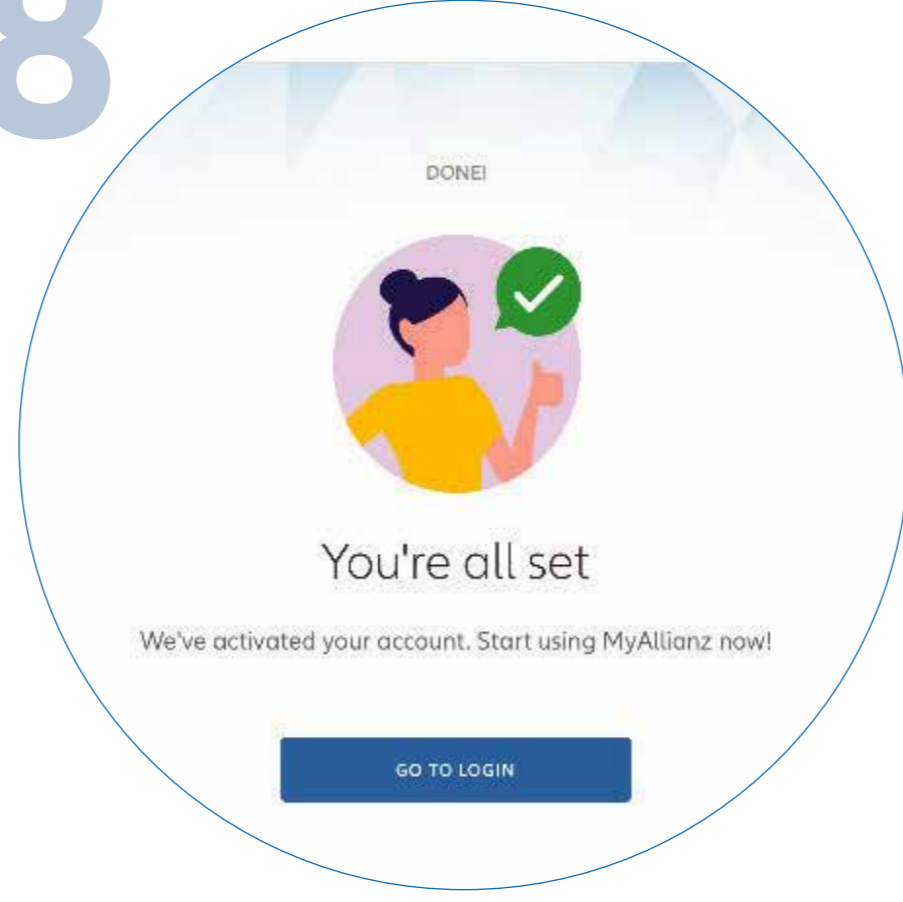
7



Next, you will receive a verification email. In the email, click **"VERIFY EMAIL ADDRESS"** to complete your registration.

接着, 您将收到一封验证电子邮件。打开并点击 **"VERIFY EMAIL ADDRESS"** 以完成注册。

8



You have successfully activated your account on MyAllianz. Click **"GO TO LOGIN"** to proceed.

您已成功在 MyAllianz 上激活您的帐户。点击 **"GO TO LOGIN"** 继续。