Allianz

MyAllianz User Guide

Steps to manage debit/credit card details for recurring auto pay (direct debit authorisation) on MyAllianz (Add, update or remove debit/credit card details)

在 MyAllianz 管理转账卡/信用卡资料以进行定期自动付款（自动扣账授权）的步骤 (添加，更新或删除转账卡/信用卡资料)

Steps to add debit/credit card details
添加转账卡/信用卡资料的步骤

1



Log in to MyAllianz

登录 MyAllianz。

2



Click on '**POLICIES**' on the top left of the homepage.

点击主页左上角的 '**POLICIES**'。

3

Select the policy which you would like to add your debit/credit card for recurring auto pay.

选择您要添加转账卡/信用卡以定期自动付款的保单。

4

Click '**ADD**' in the '**PAYMENT METHOD**' section.

点击在 '**PAYMENT METHOD**' 的 '**ADD**'。

5

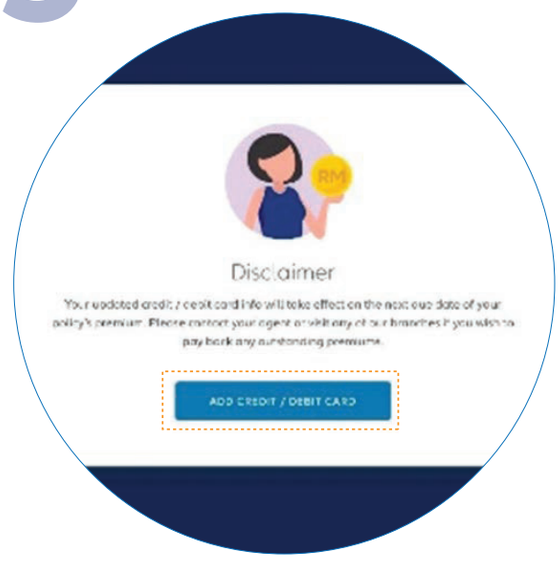

Click '**ADD CREDIT/DEBIT CARD**' to add the new card details.

点击 '**ADD CREDIT/DEBIT CARD**' 后，再添加新的转账卡/信用卡资料。

6

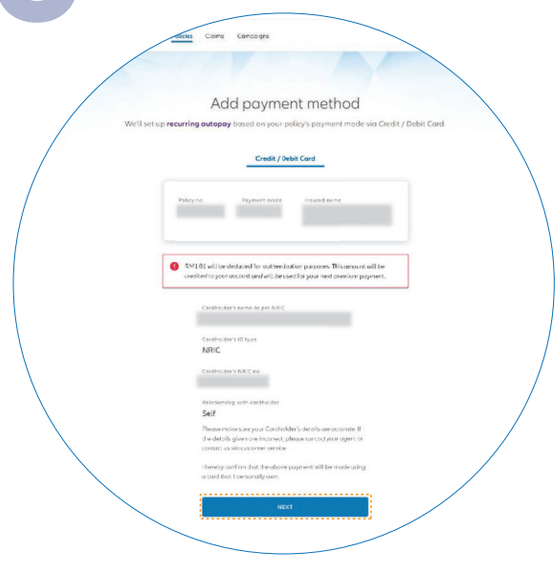

Click '**NEXT**' to proceed.

点击 '**NEXT**'。

7

Select other policies you want to update and click '**NEXT**'.

若你想更新其他保单，选择该保单后点击 '**NEXT**'。

8

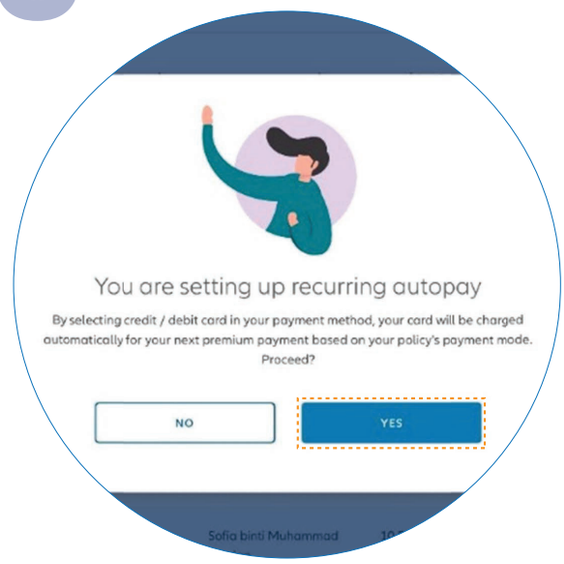

Click '**YES**' to confirm the setup of recurring payment.

点击 '**YES**' 以确认定期付款的设置。

9

Next, please read the terms and conditions and then click '**ACCEPT**'.

10

You will be directed to the Razer payment platform.

接着，请细读条款与条规，
之后点击 '**ACCEPT**'。

Please note that only debit/credit cards issued in Malaysia, Singapore, and Brunei are accepted at the moment.

Please ensure that your new card details entered are correct before confirming your update.

Please note that RM1.01 will be deducted for card authentication purposes, regardless of the number of updated policies. This amount will be deducted from your next premium due for the policy selected in Step 3.

您的页面将被引导至 Razer 的付款平台。

注：目前仅接受在马来西亚、新加坡和汶莱发出的转账卡/信用卡。

在确认更新之前，请检查以确保输入的资料正确无误。

请注意，无论您此次更新多少份保单，您的转账卡/信用卡将被征收 RM1.01 认证费用。 这数额将在您所选择的保单的下一期保费中扣除。

11

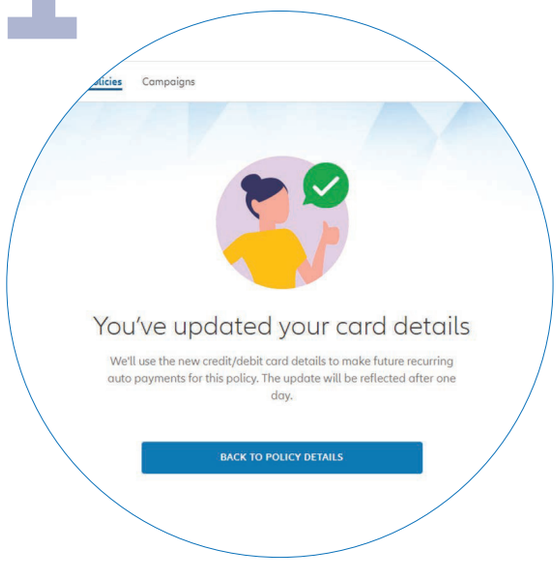

Upon successful authentication, you will receive an email with the payment confirmation from Razer. You will also receive the Official Receipt from Allianz Malaysia via email the next day.

You have successfully updated your card details and this update will be reflected on MyAllianz the next day.

We will use the updated card details to make future recurring payment for the selected policy (or policies).

认证成功后，您将会收到由 Razer 所发出的付款确认电子邮件。并在隔天通过电子邮件收到来自 Allianz Malaysia 的收据。

您已成功更新您的转账卡/信用卡资料，此更新将在隔天于 MyAllianz 显示。

我们将使用更新后的转账卡/信用卡资料来为您所选择的保单进行定期自动付款。

Steps to update debit/credit card details
更新转账卡/信用卡资料的步骤

1



Login to MyAllianz

登录 MyAllianz。

2

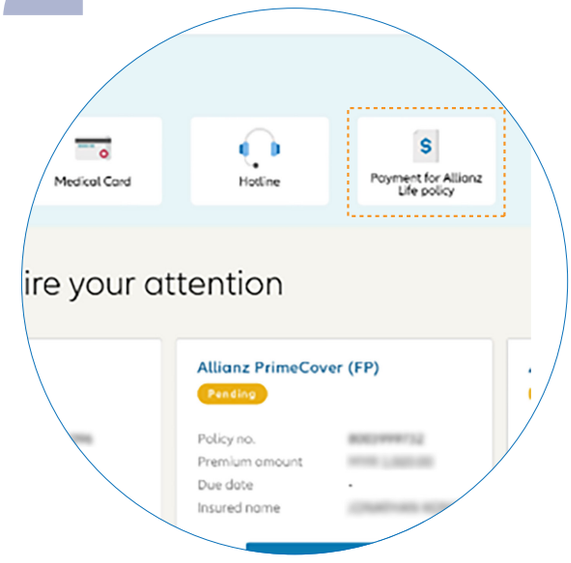

Click on '**PAYMENT FOR ALLIANZ LIFE POLICY**' on the top right corner of the homepage.

点击主页右上角的 '**PAYMENT**' **FOR ALLIANZ LIFE POLICY**'。

3

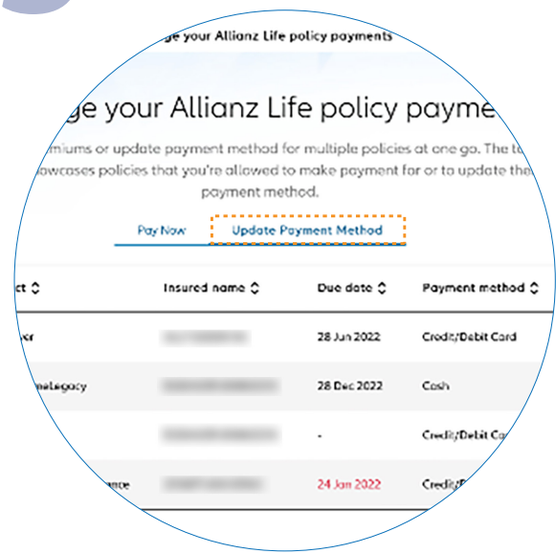

Click on '**UPDATE PAYMENT METHOD**' tab to edit the debit/credit card details.

点击 '**UPDATE PAYMENT METHOD**' 更新您的转账卡/信用卡资料。

4

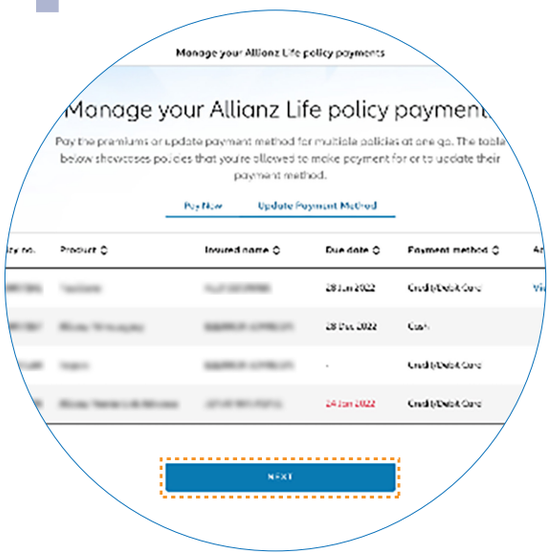

Select the policy which you would like to update the debit/credit card details. Click '**NEXT**' to proceed.

选择您要更新转账卡/信用卡资料的保单后点击 '**NEXT**'。

5

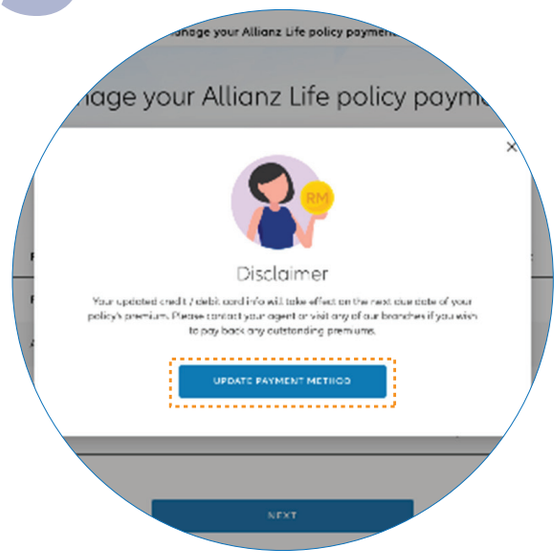

Click '**UPDATE PAYMENT METHOD**' to continue.

接着，点击 '**UPDATE PAYMENT METHOD**'。

6

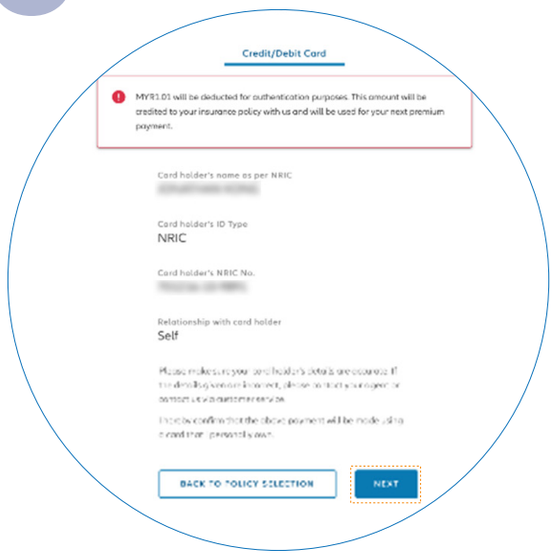

Select '**NEXT**' to update your card details.

选择 '**NEXT**'，更新您的转账卡/信用卡资料。

7

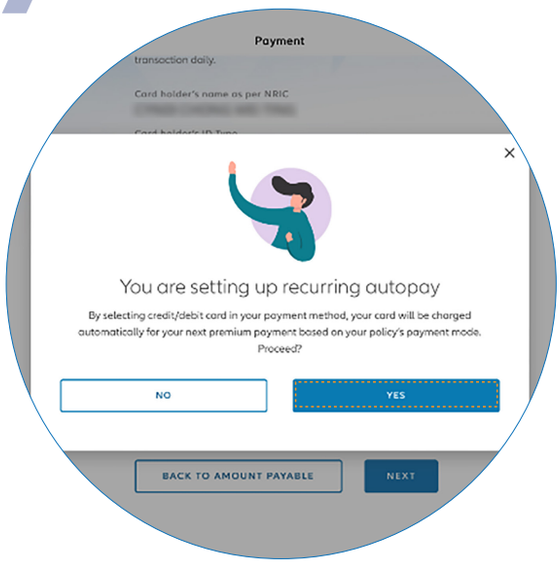

Click '**YES**' to confirm the setup of recurring payment.

点击 '**YES**' 以确认定期自动付款的设置。

8

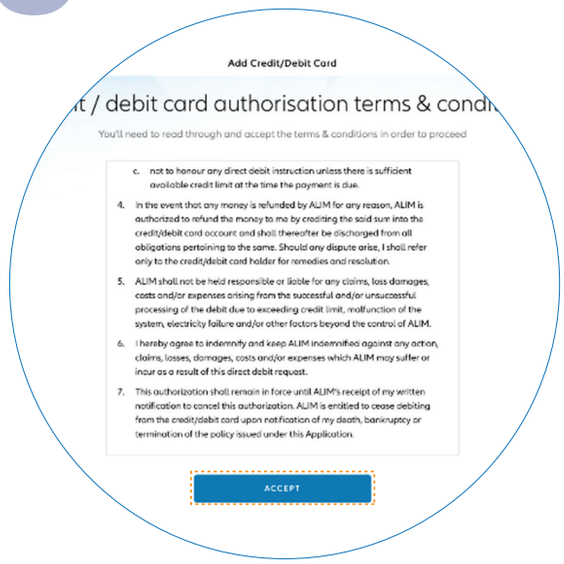

Next, please read the terms and conditions and then click '**ACCEPT**'.

接着，请细读条款与条规，之后点击 '**ACCEPT**'。

9

You will be directed to the Razer

10

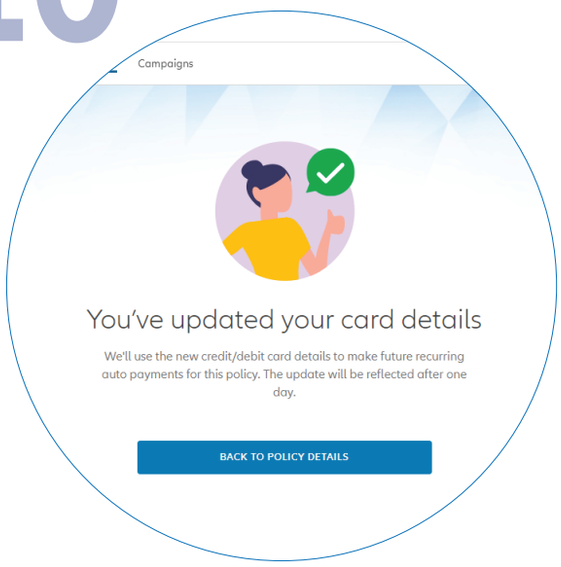

Upon successful authentication, you will payment platform.

Please note that only debit/credit cards issued in Malaysia, Singapore, and Brunei are accepted at the moment.

Please ensure that your new card details entered are correct before confirming your update.

Please note that RM1.01 will be deducted for card authentication purpose, regardless of the number of policies being updated. This amount will be deducted from your next premium due for the policy selected in Step 4.

您的页面将被引导至 Razer 的付款平台。在确认更新之前，请检查以确保输入的资料正确无误。

注：目前仅接受在马来西亚、新加坡和汶莱发出的转账卡/信用卡。

请注意，无论您此次更新多少份保单，您的转账卡/信用卡将被征收 RM1.01 认证费用。 这数额将在您所选择的保单的下一期保费中扣除。

receive an email with the payment confirmation from Razer. You will also receive the Official Receipt from Allianz Malaysia via email the next day.

You have successfully updated your card details and this update will be reflected on MyAllianz the next day.

We will use the updated card details to make future recurring payment for the selected policy (or policies).

认证成功后，您将会收到由 Razer 所发出的付款确认电子邮件。并在隔天通过电子邮件收到来自 Allianz Malaysia 的收据。

您已成功更新您的转账卡/信用卡资料，此更新将在隔天于 MyAllianz 显示。

我们将使用更新后的转账卡/信用卡资料来为您选择的保单进行定期自动付款。

Steps to remove debit/credit card details
删除转账卡/信用卡资料的步骤

1



2

Log in to MyAllianz

登录 MyAllianz。

Click on '**VIEW/UPDATE**'.

点击 '**VIEW/UPDATE**'。

3

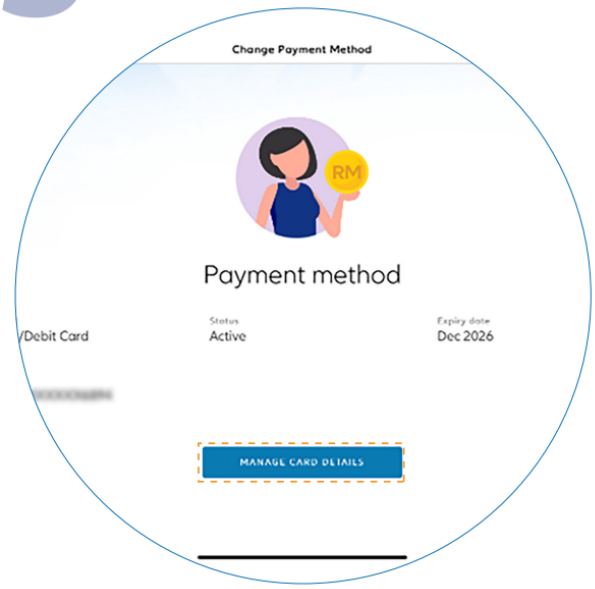

Click on '**MANAGE CARD DETAILS**' to proceed.

接着，点击 '**MANAGE CARD DETAILS**'。

4

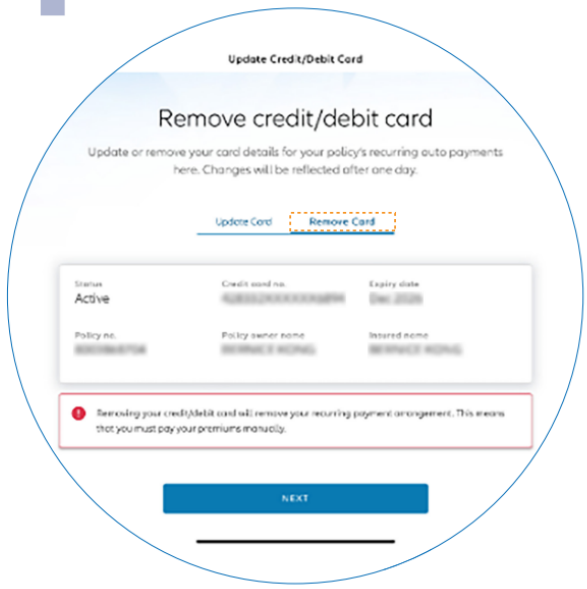

Select '**REMOVE CARD**' tab and click "**NEXT**".

选择 '**REMOVE CARD**' 后，点击 "**NEXT**"。

5

6

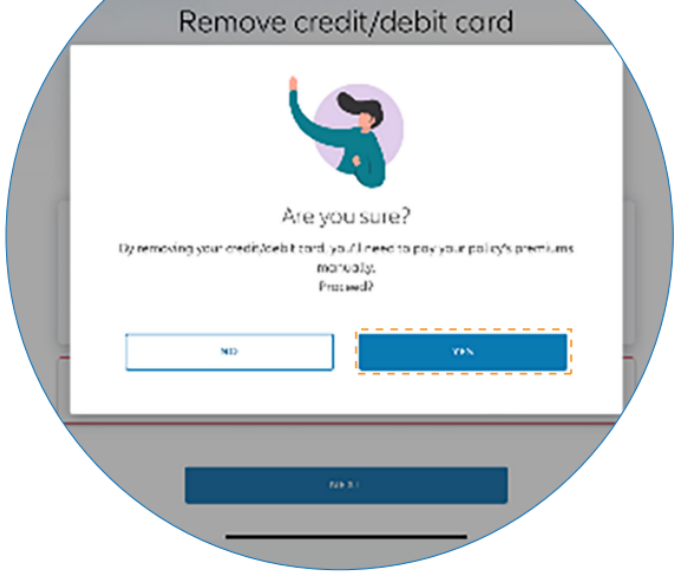

Please note that removing your card details will affect the recurring auto pay arrangement. Click '**YES**' to confirm.

请注意，删除转账卡/信用卡资料将影响您的定期自动付款设定。点击 '**YES**' 以确认。

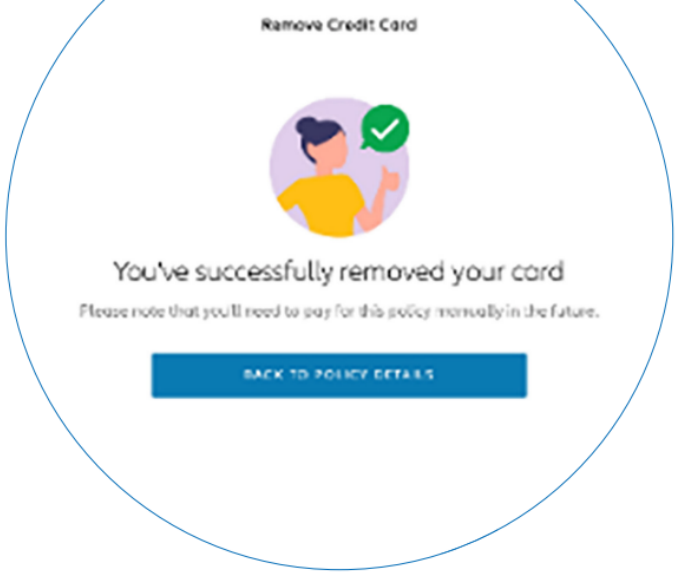

You have successfully removed your card details and the change will be reflected on MyAllianz the next day.

您已成功删除您的转账卡/信用卡资料，此更新将在隔天于 MyAllianz 显示。