

# Allianz Life World Healthscience Fund

February 2026

## Investment Objective

The Allianz Life World Healthscience Fund (the "Fund") seeks to maximise total return by investing globally in the equity securities of companies whose predominant economic activity is in healthcare, pharmaceuticals, medical technology and supplies and the development of biotechnology.

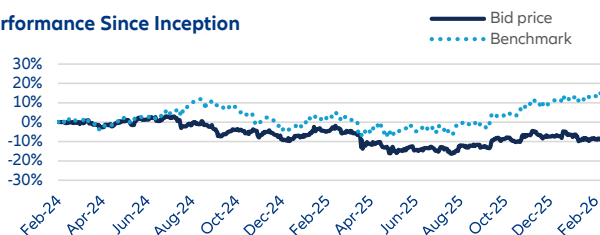
Terms	YTD	1 month	3 months	6 months	1 year	Since Inception (Annualised)
Allianz Life World Healthscience Fund	-2.05%	0.44%	-4.51%	4.72%	-6.57%	-4.56%
Benchmark: MSCI World Healthcare Index*	4.02%	2.89%	3.19%	16.15%	11.01%	7.11%
Target Fund (USD)	1.68%	1.61%	0.82%	14.01%	6.51%	4.99%

RM appreciated 3.92% (YTD) and appreciated 9.85% (since inception (annualised))


\*Source: Bloomberg and <https://www.blackrock.com/uk>

The above performance is calculated in Ringgit Malaysia on a NAV-to-NAV basis. It is strictly the performance of the investment fund and not the returns earned on the actual premiums paid of the investment-linked product. Past performance is not an indication of future performance.

## Performance Since Inception



## Portfolio Composition by Asset Type




Facts on Target Fund		Key Fund Facts (at 28 February 2026)	
Name	BGF World Healthscience Fund	Fund Size	RM47.056 million
ISIN	LU0122379950	Risk Profile	Moderate to high
Type	Undertaking for Collective Investment in Transferable Securities	Launch Date	21 February 2024
Fund Manager	BlackRock (Luxembourg) S.A.	Fund Currency	Ringgit Malaysia
Fund Currency	USD	Investment Manager	Allianz Life Insurance Malaysia Berhad
		Pricing Frequency	Daily
		Price per Unit - Bid <sup>1</sup>	RM0.910
		Management Fee	1.50% p.a
		Other Charges <sup>2</sup>	Include but not limited to government tax, auditor fee, custodian fee & transaction charges

## Portfolio Analysis of Target Fund

Source: <https://www.blackrock.com/uk>

### Geographic Breakdown (%)



### Top 10 Holdings (%)

JOHNSON & JOHNSON	9.51%
ELI LILLY	9.30%
ASTRAZENECA PLC	6.15%
ROCHE HOLDING PAR AG	5.35%
NOVARTIS AG	4.64%
ABBVIE INC	4.50%
MERCK & CO INC	3.47%
GILEAD SCIENCES INC	3.24%
UNITEDHEALTH GROUP INC	2.86%
AMGEN INC	2.86%
<b>Total of Portfolio</b>	<b>51.88%</b>

### Sector Breakdown (%)



# Allianz Life World Healthscience Fund

February 2026

1. The price per unit of the Fund is the total market value of assets in the Fund divided by the total number of units of the Fund. To ensure fair treatment to all unit holders, transaction costs of acquiring and disposing of assets of the Fund are recouped by making a dilution or transaction cost adjustment to the NAV per unit of the Fund. Allianz Life Insurance Malaysia Berhad retains the right to suspend issuance or redemption of units of the Fund under exceptional circumstances, e.g. temporary closure of any stock exchange, as disclosed in the fund brochure.
2. Expenses directly related to and necessary in operating the Fund.

**Disclaimer:**

The Fund is a unit-linked fund offered by Allianz Life Insurance Malaysia Berhad ("Allianz"). This fact sheet is prepared by Allianz and is for information only. The fund fact sheet of the Target Fund will be available at <<https://www.blackrock.com/uk>>. The performance of the Fund is not guaranteed and the value of the units and the income derived there from may increase or decrease. Past returns and any forecast is not necessarily a guide to future performance. Allianz does not warrant or make any representations that the Fund will guarantee profits, or not result in losses or the correctness, accuracy, reliability, or otherwise of this fact sheet. Before deciding to invest in the Fund, you should carefully consider your investment objectives, level of experience, and risk appetite. Allianz disclaims any and all liabilities against loss, damages, etc whether direct, indirect or consequential as a result of your reliance on this fact sheet. You should be aware of all the risks associated with fluctuations in a unit-linked fund and are advised to seek the advice of your financial consultant before making any investment.

For MSCI's disclaimer, please refer to <https://www.msci.com/notice-and-disclaimer-for-reporting-licenses>.