


MyAllianz User Guide

Steps to change mode of payment on MyAllianz (monthly, quarterly, half-yearly or yearly)

Langkah-langkah untuk menukar mod pembayaran premium (bulanan, suku tahunan, setengah tahunan atau tahunan)




1



Log in to MyAllianz

Log masuk ke MyAllianz

2



Click on '**POLICIES**' on the top left of the homepage.

Klik '**POLICIES**' di bahagian atas kiri laman utama.

3



Select the policy you want to update.

Pilih polisi yang anda ingin kemaskini.

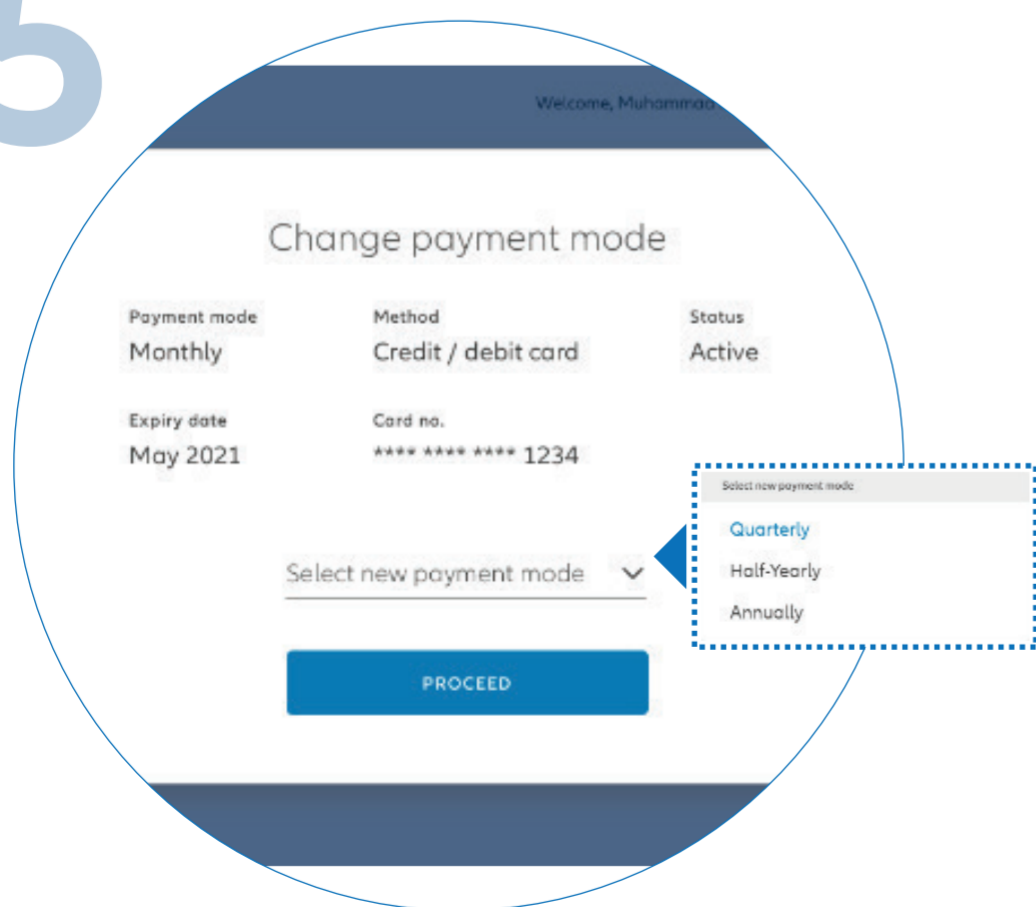
4



Click '**CHANGE**' in the '**PAYMENT MODE**' section.

Klik '**CHANGE**' di bahagian '**PAYMENT MODE**'

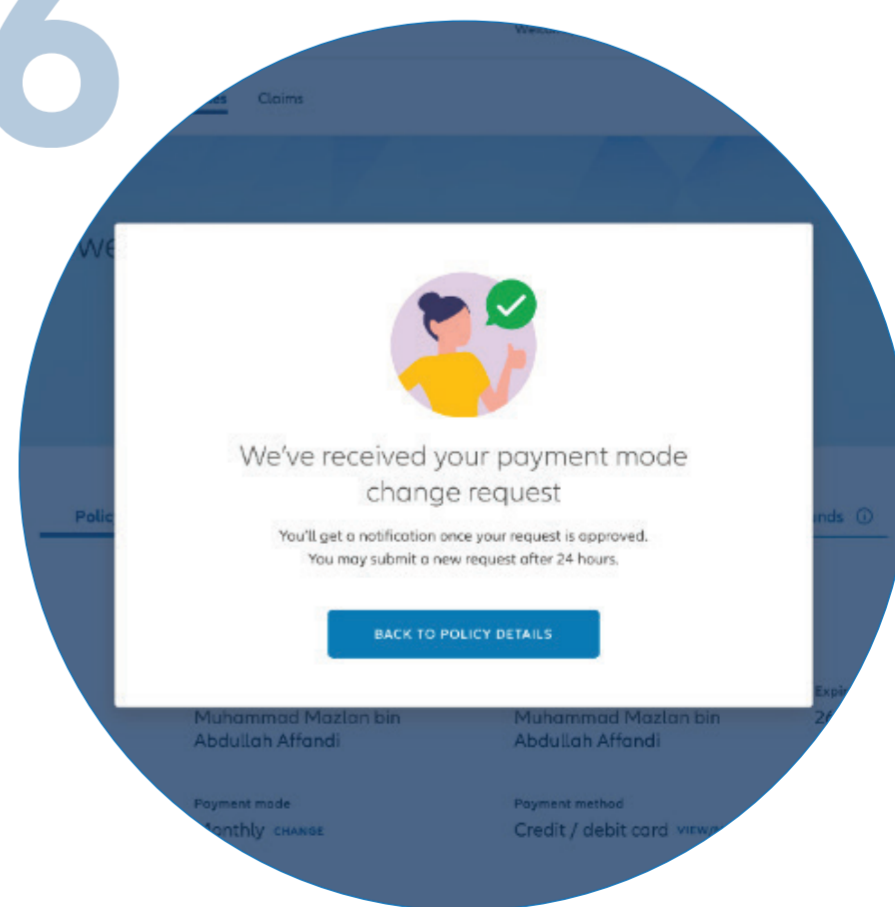
5



Select a new payment mode and click '**PROCEED**'.

Pilih mod pembayaran baru dan klik '**PROCEED**'.

6



Your request will be processed and you'll receive a notification on MyAllianz once it is approved.

Permintaan anda akan diproses dan anda akan menerima notifikasi di MyAllianz apabila ia diluluskan.